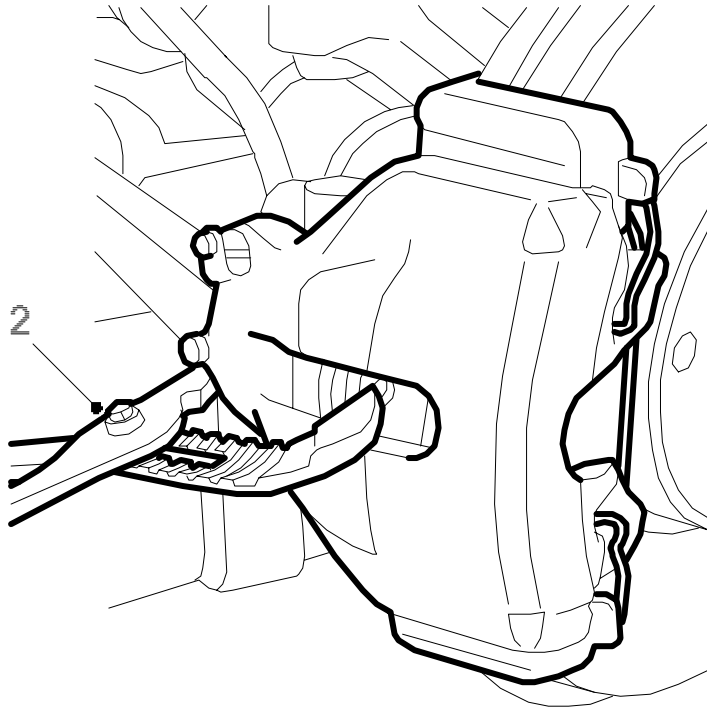
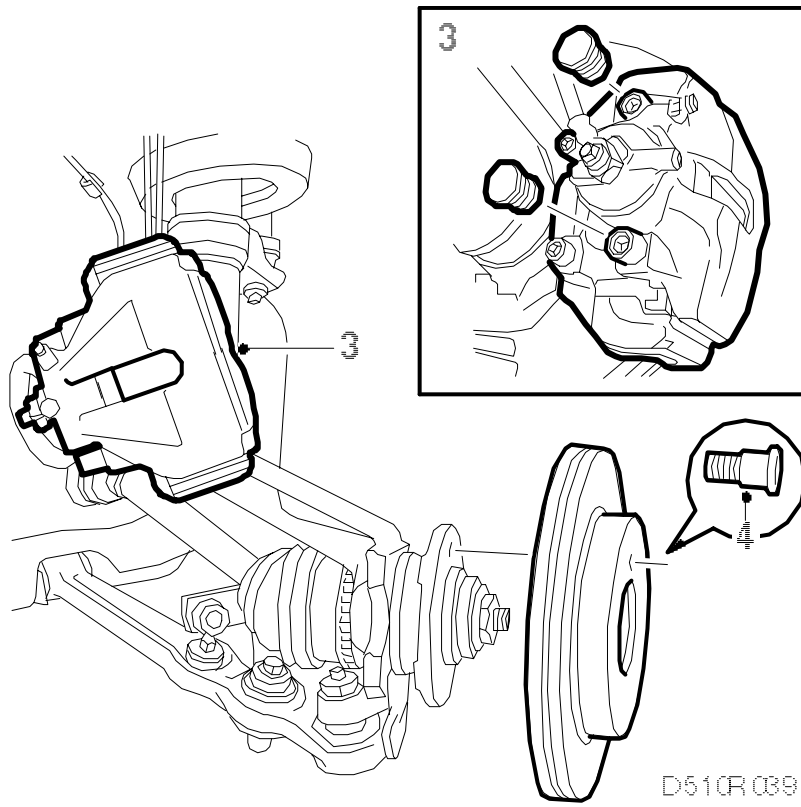


**Brake disc, front wheel****To remove**

D510R03B

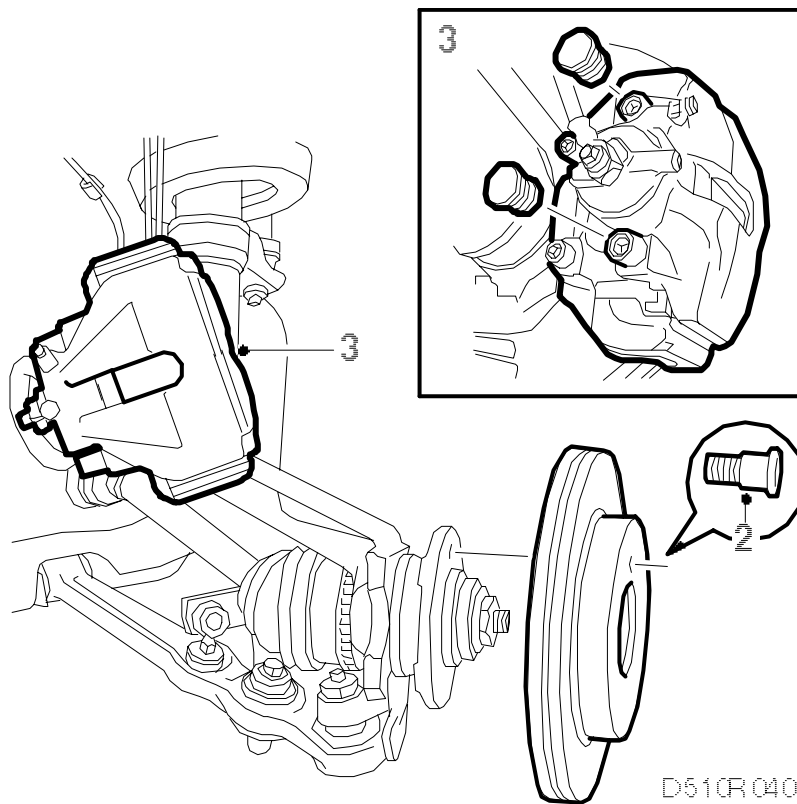
1. Raise the car and remove the wheel.
2. Press the brake piston back, using a pair of slip-joint pliers.
- 3.

Remove the two brake caliper retaining bolts. Suspend the brake caliper from the suspension strut, using a cable tie.



4. Remove the brake disc locking screw and take off the brake disc.

**To fit**



1. Before fitting: Clean the new brake disc and make sure the mating surface of the brake disc against the hub is free from rust, burrs, etc.
2. Make sure the mating surface of the hub against the brake disc is free from rust and dirt when fitting the brake disc. Place the brake disc on the hub and tighten the brake disc locking screw using threadlock.

**Tightening torque 4 Nm (3 lbf ft)**

3. Fit the brake caliper, apply Loctite 242 part number 74 96 268 to the bolts and tighten with torque wrench.

**Tightening torque 110 Nm (81 lbf ft)**

4. Fit the wheel, see [Wheels](#).

**Tightening torque 110 Nm (81 lbf ft)**

5. Lower the car and depress the brake pedal to press out the brake pistons. Adjust the brake fluid level.